



# MyVetLINK

Powered By GlobalVetLINK

Digital Animal Owner Certificate Portal

MyVetLINK

## Travel is a Breeze with Digital Health Documents

MyVetLINK provides instant online access to digital health documents for your animals including Health Certificates (eCVIs), EIA (Coggins) certificates and GoPass® (equine passport). Working with your veterinarian and diagnostic lab, MyVetLINK ensures that you will never be without access to your veterinary documents. Your digital documents are securely stored for instant online access. Just download and print your health certifications as needed.

### Animal Owners Benefit from:

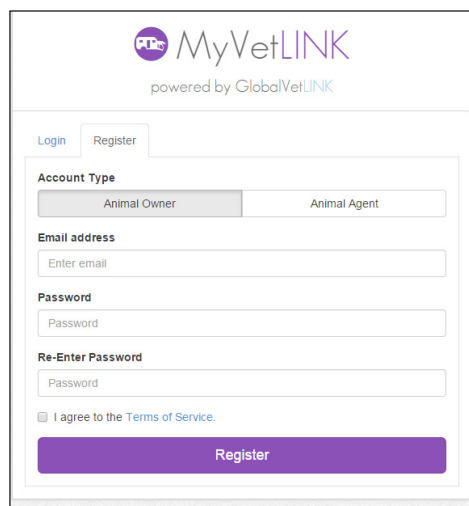
- ▶ Easy, online access to health documents from anywhere you have Internet access
- ▶ Clear, easy to read certificates with digital photos for improved animal identification
- ▶ Unlimited access to retrieve and reprint documents
- ▶ Standardized certificates approved to move animals in ALL 50 states
- ▶ Travel itinerary for GoPass® equine passports can be updated and submitted through MyVetLINK



▶ [GlobalVetLINK.com](https://GlobalVetLINK.com)

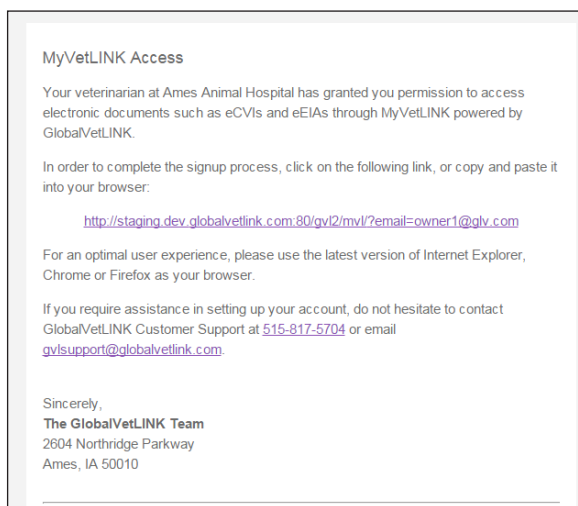
## Account Setup

- 1 – On the Register tab, choose Animal Owner or Animal Agent.
- 2 – Enter your email address (Owners must use the same email address you give your veterinarian).
- 3 – Enter a password of at least 6 character.
- 4 – Read and agree to the Terms of Service.
- 5 – Click Register.
- 6 – Go to your email where you will find an email from GlobalVetLINK. Click on the link in the email to verify your account.
- 7 – Enjoy 24/7 access to your animals' GVL certificates.



The registration page features the MyVetLINK logo and 'powered by GlobalVetLINK'. It has tabs for 'Login' and 'Register'. Under 'Account Type', there are buttons for 'Animal Owner' and 'Animal Agent'. Below these are input fields for 'Email address', 'Password', and 'Re-Enter Password'. A checkbox for 'I agree to the Terms of Service' is present, followed by a large purple 'Register' button.

Registration Page



The confirmation email is titled 'MyVetLINK Access'. It states that the veterinarian at Ames Animal Hospital has granted permission to access electronic documents. It provides a link to complete the signup process: <http://staging.dev.globalvetlink.com:80/gvl2/mvl/?email=owner1@glv.com>. It also recommends using Internet Explorer, Chrome, or Firefox. Contact information for GlobalVetLINK Customer Support is provided. The email is signed by 'The GlobalVetLINK Team' from Ames, IA.

Confirmation Email

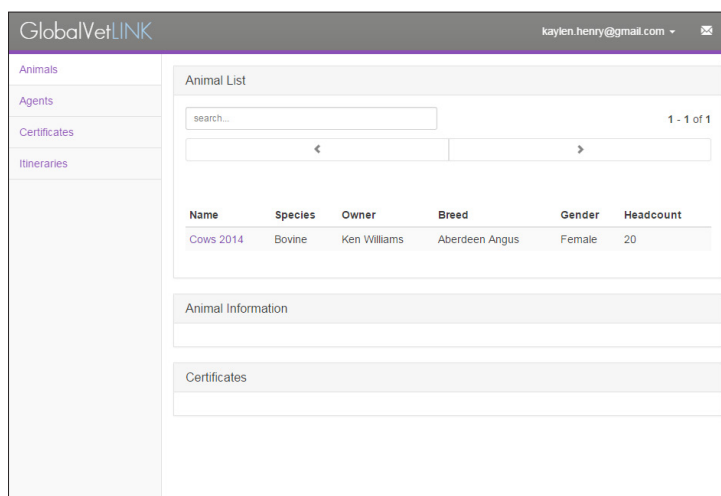
## Using Your Account

**Animals** – See a list of animals and animal groups your veterinarian has entered for you and access certificates directly from each animal/group record.

**Agents (Option for Animal Owners only)** – Connect your animals to their appropriate Animal Agents (trainers, stables, truck drivers, etc).

**Certificates** – Access PDF documents including eCVIs, eEIAs and GoPass.

**Itineraries** – Enter detailed trip information to complete the requirements of GoPass itineraries



The dashboard shows the 'GlobalVetLINK' header with a user profile 'kaylen.henry@gmail.com'. A sidebar on the left contains links for 'Animals', 'Agents', 'Certificates', and 'Itineraries'. The main content area is titled 'Animal List' and includes a search bar, pagination (1 - 1 of 1), and a table of animals.

Name	Species	Owner	Breed	Gender	Headcount
Cows 2014	Bovine	Ken Williams	Aberdeen Angus	Female	20

Below the table are sections for 'Animal Information' and 'Certificates'.

Your veterinarian is proud to partner with GlobalVetLINK in their mission to provide the best possible service to clients and improve animal wellness and safety. If you have questions about your MyVetLINK account, contact the GlobalVetLINK support team or your vet.

**GlobalVetLINK**

Innovative Digital Solutions for Animal Health  
 515.817.5704 · [support@globalvetlink.com](mailto:support@globalvetlink.com)  
[www.globalvetlink.com](http://www.globalvetlink.com)

©2015 GlobalVetLINK L.C. All Rights Reserved · B-4005-02